




## LED MR16

Tested with MEGAMAN® LED converter LD0216-K12




Key	
1 to 6	Seamless dimming without flicker point and dimming level to 100% to 5%
1 to 6	Moderate dimming and dimming level to 100% to 20%
	Dimmer not recommended or not tested

Manufacturer	Model No.	Voltage (V)	Wattage (W)	ER1708d-50H24D ER1708d-50H36D	ER1908d-SP	ER2508dLN-FL ER2508dLN-WFL
						
ABB	6523U	230	2-100(LED)	1 to 2	1 to 2	1 to 2
Altenburger	50.04.000	220	60-600			1 to 2
Altenburger	EHR600W	220-240	60-600	1 to 2	1 to 2	1 to 2
Altenburger	Sim2A	220	60-400	1 to 2	1 to 2	1 to 2
Anam	ASW 3000-1	220-240	60-1000			1 to 2
Aurora	AU-DSP400	240	60-400	1 to 2	1 to 2	1 to 2
Aurora	AU-DSP400X	240	60-400	1 to 2	1 to 2	1 to 2
Aurora	AU-DSPP400X	230	60-400			1 to 2
British General	881P-01	240	60-400			1 to 2
British General	AT091-BG	200-250	60-500	1 to 2	1 to 2	2 to 2
Broco	F25AF	220-240	60-500	1 to 2	1 to 2	1 to 2
Bticino	CW20 802	250	400	1 to 2	1 to 2	1 to 2
Bticino	L4581	220-230	50-1000			1 to 2
Bticino	M9350S	220-240	500	1 to 2	1 to 2	1 to 2
Busch	2210...510	220-240	60-400	1 to 2	1 to 2	2 to 2
Busch	2210-510	220-240	400	1 to 2	1 to 2	1 to 2
Busch	2250U	220-240	60-600	1 to 2	1 to 2	1 to 2

Manufacturer	Model No.	Voltage (V)	Wattage (W)	ER1708d-50H24D ER1708d-50H36D	ER1908d-SP	ER2508dLN-FL ER2508dLN-WFL
Chengli	27V500	250	500	1 to 2	1 to 2	
China IDV	IKT02	220	500	1 to 2	1 to 2	2 to 2
Click	MD9042	220-240	60-400			1 to 2
Clipsal	3031V500M/K	250	500			1 to 2
Clipsal	32E2CFLDM	220-240	5-300	1 to 2	1 to 2	
Clipsal	32E450UDM	220-240	450			1 to 2
Clipsal	32V 500 Series	220-240	500	1 to 2	1 to 2	1 to 2
Clipsal	EV51RD400	220	400			1 to 2
Clipsal	S//E32	250	500			2 to 2
Contactum	P400	216-253	60-400			1 to 2
Crabtree	CPU-2W400	200-240	60-400	1 to 2	1 to 2	1 to 2
Danlers	DR1D400w	230	60-400	1 to 2	1 to 2	1 to 1
Denmans	HDP-400	200-240	60-400	1 to 2	1 to 2	1 to 2
Deta	1954CH	200-250	60-400			2 to 2
Deta	DEP-400DT	200-240	35-400			1 to 2
Doyle & Tratt Products	7066	220-240	40-250	1 to 2	1 to 2	2 to 2
Doyle & Tratt Products	P400	220-240	60-400	1 to 2	1 to 2	1 to 2
Düwi	8050	230	40-400			1 to 2
Düwi	11442	230	50-300			2 to 2
Düwi	ET1 53850	230	20-300			1 to 2
Düwi	Grundtyp ET1 53850	230	20-300			1 to 2
Düwi	Grundtyp H1	230	20-500			1 to 2

Manufacturer	Model No.	Voltage (V)	Wattage (W)	ER1708d-50H24D ER1708d-50H36D	ER1908d-SP	ER2508dLN-FL ER2508dLN-WFL
Eagltrise	SED300FHS	220-240	60-300			1 to 2
Elako	315GLE	230	40-315			1 to 2
Elari	ATD300R	230	300			1 to 2
Elko	400GLI	220-240	40-400	1 to 2	1 to 2	1 to 2
Everflourish	EFO700DB	230	50-300			2 to 2
Fungyip	F2771	220-240	500	1 to 2	1 to 2	1 to 2
GE	37/56	230	40-500			1 to 2
GET	EN60669	220-240	250	1 to 2	1 to 2	1 to 2
GET	R25E	200-250	60-250	1 to 2	1 to 2	
Gira	03000	230	20-500	1 to 2	1 to 2	1 to 2
GP	GP300	250	300			1 to 2
Hamilton	L400/2	220-240	400	1 to 2	1 to 2	1 to 2
Home Automation	VID dimr100e	200-250	50-500			1 to 2
IKEA	E0902-DIM	220-240	25-150	1 to 2	1 to 2	1 to 2
Insta	Gira 1176 00/ 100	230	50-420			2 to 2
Jung	244EX	220-240	60-400	1 to 2	1 to 2	1 to 2
Keytop	BP1000	220-240	1000	1 to 2	1 to 2	1 to 2
Khind	DS2500	220-240	500			2 to 2
Kopp	80.33	230	40-400			2 to 2
Legrand	6146 05	220	60-500			2 to 2
Legrand	670 85	230	40-400	1 to 2	1 to 2	
Legrand	ADWGL4	220-240	40-400	1 to 2	1 to 2	1 to 2

Manufacturer	Model No.	Voltage (V)	Wattage (W)	ER1708d-50H24D ER1708d-50H36D	ER1908d-SP	ER2508dLN-FL ER2508dLN-WFL
						
Legrand	ADW-GL6	230	60-600	1 to 2	1 to 2	1 to 2
Legrand	Haut 100-1000VA	250	100-1000	1 to 2	1 to 2	1 to 2
Legrand	Mosaic	220-240	60-500	1 to 2	1 to 2	1 to 2
Legrand	YB-CZD	220	40-630			1 to 2
Leviton	BME04-2L	220	400	1 to 2	1 to 2	
LK	506DA109	230	300			1 to 2
LK	506DA116	230	20-300	1 to 2	1 to 2	
LK	506DA117	230	20-300			1 to 2
LK	SK1	220-240	400	1 to 2	1 to 2	2 to 2
Mank	MK/TG100001	250	200			1 to 2
Merlin Gurin	MGU351118	230	400	1 to 2	1 to 2	
MK	42804PL	230	40-250	1 to 2	1 to 2	1 to 2
MK	52471SL	230	60-500	1 to 2	1 to 2	2 to 2
MK	GX8051	220-240	40-500	1 to 2	1 to 2	1 to 2
MK	K1523WHILV	230	40-300			1 to 2
MK	K1524WHILV	230	4-70			2 to 2
MK	K1526WHI	230	8-48			2 to 2
MK	K1527WHI	230	8-48			2 to 2
MK	L/N1511	230	60-450			2 to 2
National	WEG57515	220-240	40-500	1 to 2	1 to 2	1 to 2
National	WNG575253	220-240	60-600			2 to 2
National	WNG6801	220-240	500	1 to 2	1 to 2	1 to 2

Manufacturer	Model No.	Voltage (V)	Wattage (W)	ER1708d-50H24D ER1708d-50H36D	ER1908d-SP	ER2508dLN-FL ER2508dLN-WFL
						
Niko	09-013	230	60-300			2 to 2
Niko	310-016	220-240	50-500	1 to 2	1 to 2	1 to 2
Nortronic	ATD500 GLE	220-240	50-500	1 to 2	1 to 2	
Omni	WDM-502	250	500	1 to 2	1 to 2	2 to 2
Panasonic	WEJ57515	220	40-500			2 to 2
Peha	431 HAN LED	230	6-120			1 to 2
Peha	433 HAB	230	20-315			1 to 2
Peha	434	230	60-400			1 to 2
Peha	435 HAB	230	20-600			1 to 2
POL	CAT 1593M	220-240	500	1 to 2	1 to 2	2 to 2
Relco	RM0736	220-240	60-500	1 to 2	1 to 2	
Richi	270.15	220	300			1 to 2
Richmond	GRID400CFL	240	400	1 to 2	1 to 2	
Richmond	GRID500	240	40-500	1 to 2	1 to 2	1 to 2
Richmond	GRID700	240	75-700	1 to 2	1 to 2	2 to 2
Richmond	MP500	230	40-400			1 to 2
RPP	RPP-DSP250	240	40-250			1 to 2
RPP	RPP-DSP400X	240	60-400			1 to 2
Schneider	ATD315	220-240		1 to 2	1 to 2	
Schneider	C460	220	400			1 to 2
Schneider	GU6012	220-240	60-400	1 to 2	1 to 2	1 to 2
Schneider	LTD300	230	300			1 to 2

Manufacturer	Model No.	Voltage (V)	Wattage (W)	ER1708d-50H24D ER1708d-50H36D	ER1908d-SP	ER2508dLN-FL ER2508dLN-WFL
Schneider	SD300	220-240	300	1 to 2	1 to 2	1 to 2
Schneider	WDE002747	230	9-100	1 to 2	1 to 2	
Sica	359901	220	100			1 to 2
Simen	Simen 55	150-250	40-150	1 to 2	1 to 2	1 to 2
Simon	45E101	220	500			1 to 2
Simon	75313-39	230	40-500			1 to 2
Simon	Simon 32813-35	220-240	40-500	1 to 2	1 to 2	1 to 2
Soben	C8M2	200-250	630	1 to 2	1 to 2	1 to 2
Stsben	Stsben 86	220	15-200	1 to 2	1 to 2	2 to 2
Switchlight	SW-316	220-240	500	1 to 2	1 to 2	1 to 2
T&J	EC211-1KM2	230	25-1000			2 to 2
T&J	K211-M2 6L29	230	40-630			2 to 2
T&J	P2017S	220-240	40-630	1 to 2	1 to 2	1 to 2
TCL	KGM2	220-240	500	1 to 2	1 to 2	1 to 2
TCL	LM2	220	630			2 to 2
TLC	VL JP400MOD	230	10-250			1 to 2
TLC	VL MOD300	230	40-300			2 to 2
TLC	VL MOD400	230	50-400			1 to 2
Varilight	JQP401W	230	10-400			1 to 2
Varilight	TQP501W	216-253	60-500	1 to 2	1 to 2	2 to 2
Venus	ART:9720	220	40-900	1 to 2	1 to 2	
Vi-ko	215	220-240	600	1 to 2	1 to 2	1 to 2

Manufacturer	Model No.	Voltage (V)	Wattage (W)	ER1708d-50H24D ER1708d-50H36D	ER1908d-SP	ER2508dLN-FL ER2508dLN-WFL
Vi-ko	90 30 48	220	600	1 to 2	1 to 2	1 to 2
Vimar	Plana 14150	230	100-500			1 to 2
Vivian	D-21102	220-240	1000	1 to 2	1 to 2	1 to 2
Wonpro	WF Series	250	500	1 to 2	1 to 2	1 to 2
Zano	ZGRID500	230	500	1 to 2	1 to 2	2 to 2

**Remarks:**

The minimum and maximum numbers of LED lamp compatible depend upon the performance of the dimmer, which is subject to the status of the manufacturer's technology. Due to possible variations in country dimmer module specifications, please contact your local distributor for a list of compatible dimmers before installation.  
Copyright © MEGAMAN® 2016. All rights reserved.

All the information contained within this publication was correct at the time of update and is subject to change without prior notice.  
All other trademarks mentioned are the property of their respective owners.