



LED PAR30S


Key	
1 to 6	Seamless dimming without flicker point and dimming level to 100% to 5%
1 to 6	Moderate dimming and dimming level to 100% to 20%
	Dimmer not recommended or not tested


Manufacturer	Model No.	Voltage (V)	Wattage (W)	LR1412d-75H30D
				
ABB	6523U	230	2-100(LED)	1 to 1
Altenburger	EHR600W	220-240	60-600	1 to 6
Altenburger	Sim2A	220	60-400	1 to 6
Anam	ASW 3000-1	220-240	60-1000	1 to 6
Aurora	AU-DSP400	240	60-400	1 to 6
Aurora	AU-DSPP400X	230	60-400	1 to 6
British General	881P-01	240	60-400	1 to 6
British General	AT091-BG	200-250	60-500	1 to 6
Broco	F25AF	220-240	60-500	1 to 6
Bticino	CW20 802	250	400	1 to 6
Bticino	L4581	220-230	50-1000	1 to 6
Bticino	M9350S	220-240	500	1 to 6
Busch	2210...510	220-240	60-400	1 to 6
Busch	2210-510	220-240	400	1 to 6
Busch	2250U	220-240	60-600	1 to 6


Manufacturer	Model No.	Voltage (V)	Wattage (W)	LR1412d-75H30D
				
Chengli	27V500	250	500	1 to 6
China IDV	IKT02	220	500	1 to 6
Click	MD9042	220-240	60-400	1 to 6
Clipsal	3031V500M/K	250	500	1 to 6
Clipsal	32V 500 Series	220-240	500	1 to 6
Clipsal	E3032V500	250	500	1 to 6
Clipsal	EV51RD400	220	400	1 to 6
Clipsal	F50RD400M	220	400	1 to 6
Clipsal	KB31-RD400	220-240	400	1 to 6
Clipsal	S//E32	250	500	1 to 6
Contactum	P400	216-253	60-400	1 to 6
Crabtree	CPU-2W400	200-240	60-400	1 to 6
Crabtree	CRO-1W400	220-240	10-600	1 to 6
Danlers	DP1DLED	230	5-250	1 to 4
Danlers	DR1D400w	230	60-400	1 to 3
Denmans	HDP-400	200-240	60-400	1 to 6
Deta	DEP-250DT	200-240	35-250	1 to 4
Deta	DEP-400DT	200-240	35-400	1 to 6
Dimcontrol	CFL-100	230	1000	1 to 6
Doyle & Tratt Products	7066	220-240	40-250	1 to 4
Doyle & Tratt Products	P400	220-240	60-400	1 to 6

Manufacturer	Model No.	Voltage (V)	Wattage (W)	LR1412d-75H30D
				
Düwi	11442	230	50-300	1 to 5
Düwi	ET1 53850	230	20-300	1 to 5
Düwi	Grundtyp D1	230	60-300	1 to 5
Düwi	Grundtyp ET1 53850	230	20-300	1 to 5
Düwi	Grundtyp H1	230	20-500	1 to 6
Elari	ATD300R	230	300	1 to 5
Elko	400GLI	220-240	40-400	1 to 6
Everflourish	EFO700DA	220-240	50-300	1 to 5
Everflourish	EFO700DB	230	50-300	1 to 5
Fungyip	F2771	220-240	500	1 to 6
GE	37/56	230	40-500	1 to 6
GET	EN60669	220-240	250	1 to 4
GET	R25E	200-250	60-250	1 to 4
Gewiss	GW 20 803	230	300	1 to 5
Gira	03000	230	20-500	1 to 6
GP	GP300	250	300	1 to 5
Hamilton	L400/2	220-240	400	1 to 6
Home Automation	VID dimr100e	200-250	50-500	1 to 6
IKEA	E0902-DIM	220-240	25-150	1 to 2
Insta	Gira 1176 00/ I00	230	50-420	1 to 3
Jung	244EX	220-240	60-400	1 to 6

Manufacturer	Model No.	Voltage (V)	Wattage (W)	LR1412d-75H30D
				
Keytop	BP1000	220-240	1000	1 to 6
Kopp	80.33	230	40-400	1 to 6
Legrand	281 080	230	500	1 to 6
Legrand	6145 25	220-240	25-250	1 to 4
Legrand	7354 90	230	40-400	1 to 6
Legrand	ADWGL4	220-240	40-400	1 to 6
Legrand	ADW-GL6	230	60-600	1 to 6
Legrand	BMD 300	100-240	40-300	1 to 4
Legrand	Haut 100-1000VA	250	100-1000	1 to 6
Legrand	Mosaic	220-240	60-500	1 to 6
Legrand	Neptune 806 15	230	60-500	1 to 6
Legrand	YB-CZD	220	40-630	1 to 6
LK	506DA117	230	20-300	1 to 5
LK	SK1	220-240	400	1 to 6
Lumeo Domus	T39.07	230	7-110	1 to 1
Mank	MK/TG100001	250	200	1 to 3
Merlin Gurin	MGU351118	230	400	1 to 6
Merten	5722	230	60-600	1 to 6
MK	42804PL	230	40-250	1 to 4
MK	47352SL	230	60-450	1 to 6
MK	52471SL	230	60-500	1 to 6

Manufacturer	Model No.	Voltage (V)	Wattage (W)	LR1412d-75H30D
				
MK	GX8051	220-240	40-500	1 to 6
MK	K1523WHILV	230	40-300	1 to 5
MK	K1524WHILV	230	4-70	1 to 1
MK	K4511LV	220-240	4-70	1 to 1
MK	L/N1511	230	60-450	1 to 6
MK	SX8051	240	40-500	1 to 3
MK	SX8501	220-240	500	1 to 6
National	WEC57515	220	40-500	1 to 6
National	WEG57515	220-240	40-500	1 to 6
National	WNG575253	220-240	60-600	1 to 6
National	WNG6801	220-240	500	1 to 6
Niko	09-013	230	60-300	1 to 5
Niko	310-016	220-240	50-500	1 to 6
Omni	WDM-502	250	500	1 to 6
Panasonic	WEJ57515	220	40-500	1 to 6
Peha	431 HAN LED	230	6-120	1 to 2
Peha	434	230	60-400	1 to 6
Peha	435 HAN	230	60-600	1 to 6
POL	CAT 1593M	220-240	500	1 to 6
Richi	270.15	220	300	1 to 5
Richmond	GRID500	240	40-500	1 to 6

Manufacturer	Model No.	Voltage (V)	Wattage (W)	LR1412d-75H30D
				
Richmond	GRID700	240	75-700	1 to 4
Richmond	MP500	230	40-400	1 to 6
RPP	RPP-DSP250	240	40-250	1 to 4
RPP	RPP-DSP400X	240	60-400	1 to 6
Schneider	5510X	220	800	1 to 6
Schneider	ATTD1000RL	230	60-1000	1 to 6
Schneider	GU6012	220-240	60-400	1 to 6
Schneider	LTD300	230	300	1 to 5
Schneider	SBD315RC	230	20-315	1 to 5
Schneider	SBD630RC	230	20-630	1 to 6
Schneider	SBD SPL	230	9-100	1 to 1
Schneider	SD300	220-240	300	1 to 5
Schneider	WDE002747	230	9-100	1 to 1
Sica	359901	220	100	1 to 1
Siemens	5UH8722-3NCO3	230	25-400	1 to 6
Siemens	Vista	220	500	1 to 6
Simen	Simen 55	150-250	40-150	1 to 2
Simon	45E101	220	500	1 to 6
Simon	75313-39	230	40-500	1 to 6
Simon	Simon 32813-35	220-240	40-500	1 to 6
Soben	C8M2	200-250	630	1 to 6

Manufacturer	Model No.	Voltage (V)	Wattage (W)	LR1412d-75H30D
				
Stsben	Stsben 86	220	15-200	1 to 3
Switchlight	SW-316	220-240	500	1 to 6
T&J	EC211-1KM2	230	25-1000	1 to 6
T&J	K211-M2 6L29	230	40-630	1 to 6
T&J	P2017S	220-240	40-630	1 to 6
TCL	KGM2	220-240	500	1 to 6
TCL	LM2	220	630	1 to 6
Teclastar	45291	220	500	1 to 6
TLC	LV LMOD1	216-253	120	1 to 2
TLC	VL JP400MOD	230	10-250	1 to 4
Varilight	TQP501W	216-253	60-500	1 to 6
Vi-ko	215	220-240	600	1 to 6
Vi-ko	90 30 48	220	600	1 to 6
Vimar	Plana 14150	230	100-500	1 to 6
Vivian	D-21102	220-240	1000	1 to 6
V-PRO	BS EN 55015	230	400	1 to 6
Wonpro	WF Series	250	500	1 to 6
Zano	ZGRID500	230	500	1 to 6

Remarks:
 The minimum and maximum numbers of LED lamp compatible depend upon the performance of the dimmer, which is subject to the status of the manufacturer's technology. Due to possible variations in country dimmer module specifications, please contact your local distributor for a list of compatible dimmers before installation.
 Copyright © MEGAMAN® 2016. All rights reserved.

All the information contained within this publication was correct at the time of update and is subject to change without prior notice.
 All other trademarks mentioned are the property of their respective owners.